

## **Kit 5 Skywatcher 100mm Refractor and AZ EQ6 Mount**

---

This kit may be used for visual astronomy or astrophotography – however no camera is supplied with this kit. BAS has DSLR camera t-ring adapters available to suit Canon and Nikon cameras. Please inquire about adding a t-ring to your rental if you are interested in attempting astrophotography. The mount requires 12V DC power. No battery or power source is supplied with this kit. Renters must provide their own 12V DC power source.



This kit is not suitable for astronomy beginners. Some limited instructional information is available on the BAS website, however it is less than thorough:

<https://www.bas.asn.au/equipment/instructional-videos/> YouTube also has some northern hemisphere instructional videos: <https://www.youtube.com/watch?v=hh9qAh0p0R8>

It is highly recommended, in order to minimise frustration and equipment damage, that renters arrange an instruction evening with the BAS kit custodian for this telescope.

This kit comprises the following (see numbered photos for each item on final pages): (**NOTE:** The renter must provide their own 12V DC power source to power the mount.)

**Sky-Watcher ED 100mm Refractor Telescope (Photo1)**  
(with aperture cover)

**Attached telescope tube rings with dovetail plate (Photo 1)**  
(Attached to telescope)

**Robust Telescope Carry Case (Photo 2)**

**Skywatcher AZ-EQ6 GT Mount and Declination Wedge (Photo 3)**

**Cardboard packing box for mount and counterweights (Photo 4)**

**Two white round counterweights plus connecting rod (Photo 5)**

**12v Power Cable with cigarette lighter plug (Photo 6)**

**Skywatcher SynScan Controller & cable (Photo 7)**

**Skywatcher Tripod with spreader eyepiece holder (Photo 8)**

**50mm straight-through Finder Scope (mounting bracket attached)**  
(Photo 9)

**Skywatcher 90 degree 2" star diagonal with 1 ¼" eyepiece adapter**  
(Photo 10)

**Eyepiece – 1.25" Super 25 Wide Angle Long Eye Relief (Photo 11)**

**Eyepiece 2" multi-coated 28mm (Photo 12)**

**Eyepiece MEADE 12mm WP HD-60 6 Element (Photo 13)**

**1 ¼ inch eyepiece adapter and sealing plug (Photo 14)**

**Three Allen Keys (Photo 15)**

# Skywatcher AZ EQ6 GT Mount User Manual (Photo 16)

## Equipment photos

1. Skywatcher 100mm refractor telescope with tube rings and dovetail plate.



2. Robust telescope carry case



3. Skywatcher AZ-EQ6 GT Mount and Declination Wedge



**4. Cardboard packing box for mount and counterweights.**



**5. 12v Power Cable with cigarette lighter plug**




-12v Power Cable

### 6. Two white round counterweights plus connecting rod



-Two round weights plus connecting rod

### 7. Skywatcher SynScan Controller & cable



-SynScan Controller & cable

**8. Sky-Watcher Tripod with spreader eyepiece holder**



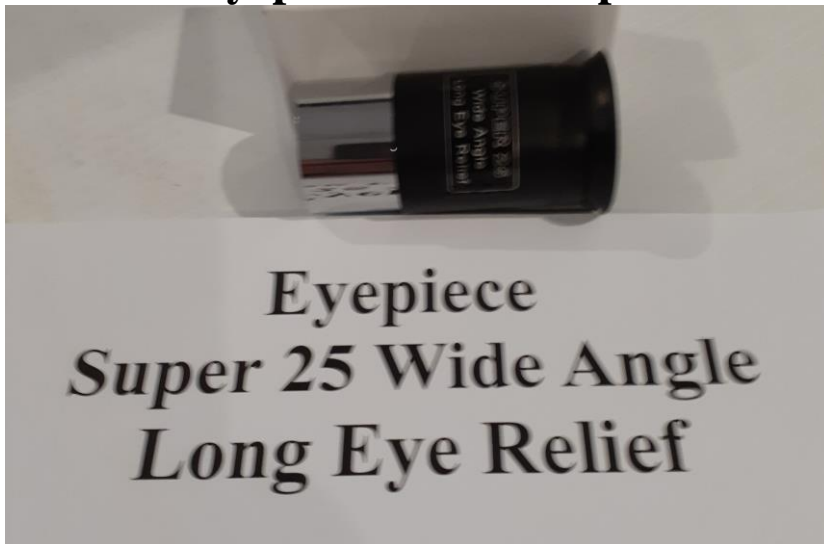
**9. 50mm straight-through Finder Scope (mounting bracket attached)**



**10. Skywatcher 90 degree 2" star diagonal with 1 1/4" eyepiece adapter**



**11. Eyepiece – 1.25" Super 25 Wide Angle Long Eye Relief**




**12. Eyepiece 2" multi-coated 28mm**



**13. Eyepiece MEADE 12mm WP HD-60 6 Element**

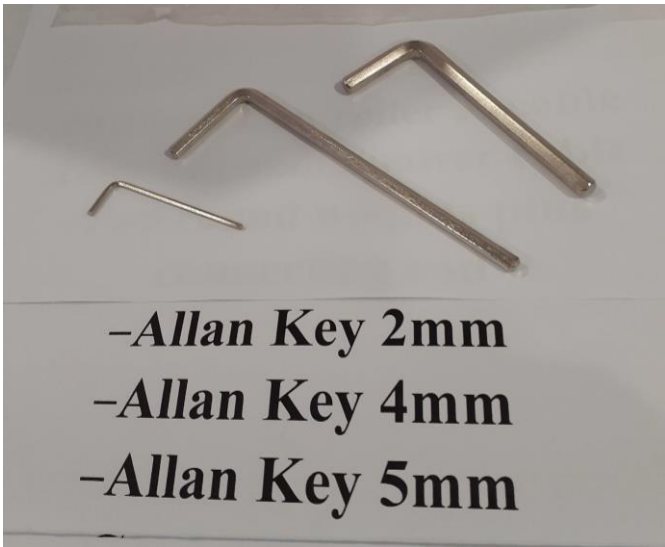


**14. 1 ¼ eyepiece adapter and sealing plug.**



**15. Three Allen Keys**





## 16. Skywatcher AZ EQ6 GT Mount User Manual

